

Article Type: Review Article**Received:** 13/04/2022**Published:** 11/05/2022**Open Access Journal of
Biogenic Science and Research**
ISSN 2692-1081

DOI: 10.46718/JBGSR.2022.11.000275

Removal of Chromium Ions from Aqueous Solution Using Activated Pergularia Daemia Carbon by Batch Adsorption Method

Aravinthavathani¹, Arivoli S^{1*} and Hema M²¹PG and Research Department of Chemistry, Poompuhar College (AU), (Affiliated to Bharathidasan University), Melaiyur-609107, Tamilnadu, India²Department of Chemistry, University College of Engineering, Anna University: Chennai, Thirukkuvalai Campus, Thirukkuvalai-610204, Tamilnadu, India***Corresponding author:** Arivoli S, PG and Research Department of Chemistry, Poompuhar College (AU), (Affiliated to Bharathidasan University), Melaiyur-609107, Tamilnadu, India

ABSTRACT

In this research, the stems of Pergularia Daemia which is a kind of pick over were converted to activated carbon and their used removal of hexavalent chromium ion from aqueous solution. The effect of some parameters such as contact time, adsorbent dose, pH of solution, and other ionic strength of Cr (VI) onto the adsorbent. The equilibrium data were analyzed by Langmuir, and Freundlich isotherm models. Kinetic parameters were studied using following manner such as pseudo second order model, Elovich model and intraparticle diffusion model for adsorption process in addition the thermodynamic parameters such as change in free energy (ΔG°), enthalpy (ΔH°) and entropy (ΔS°) were determined. The results revealed that in this process, the adsorption isotherm and kinetics have more conformity with Langmuir isotherm and pseudo-second-order kinetics, respectively and the thermodynamics study provide evidence about nature of adsorption process.

Keywords: Activated Pergularia Daemia Carbon (APDC); Chromium (VI) ion; Batch method; Adsorption isotherm; Kinetics; Thermodynamic parameters

Introduction

Around the world, there is pollution of water bodies increased due to omission of heavy metals to the aquatic system that causes severe environmental and civic problems. There are different heavy metals such as Cd, Cu, Zn, Ni and Cr (VI) in surface water. Chromium has a wide application in industry due to its strong crystal structure, corrosion resistant, and yellow. This is an essential one electroplating industries, tanning, paint and pigments, wood preservatives and alloy making processes [1-3]. The toxicity of hexavalent chromium is 500 times higher than the trivalent form due to its carcinogenicity and mutation effects. Human toxicity of Cr (VI) includes skin Irritation to lung cancer, as well as kidney, liver and Gastric damage. It is therefore essential to removal of chromium from contaminated water [4].

Several physical and chemical methods have been technologically advanced for the removal of toxic metals from aqueous solution. Physical methods, primarily adsorption on several supports were recognized to be a promising and in effect process to remove metal ions from aqueous solution completely [5,6]. The foremost benefits of adsorption are the reusability of material, low-cost, ease of process and short time of action so it is necessary to develop in effect adsorbents for the removal of Cr (VI) ion from aqueous solution. Activated carbon is the most widely used adsorbent and can be prepared by physical activation in which carbonation of the carbonaceous material at higher temperature (>900°C) in an inert atmosphere followed by thermal activation [7,8].

In the present investigation the adsorption of Cr (VI) ion on activated carbon prepared from Pergularia

Daemiaby carbonization with sulphuric acid. The kinetic and equilibrium adsorption data obtained were utilized to illustrate the sample systematized. The amounts and rates of adsorption of Cr (VI) ion using above activated carbon from aqueous solution were then measured. The literature survey shows that no work has been done so far to lift up the Pergularia Daemia as an adsorbent.

Experimental Methods

The Cr (VI) solution was prepared using analytical grade of K₂Cr₂O₇ obtained from Scientific Equipment Company at Trichy, and stored at room temperature. This stock solution was used to prepare dilute solutions of chromium ion by the dilution with double distilled water.

Preparation of adsorbent

The natural plant material of Pergularia Daemia used in the present investigations was collected from a nearby Poompuhar. The stem was washed with distilled water several times to remove the dirt and dust and was subsequently dried in a hot air oven at 110 °C. Afterward, carbonization of the stem was carried out by adding w/v ratio Conc. H₂SO₄ to get the primary carbon. The primary carbon was activated at >900 °C for 6 hrs under optimized conditions to obtain the activated carbon.

Experimental Procedure of Batch Method

Batch adsorption method [9,10] were conducted to study the influence of effective parameters such as contact time, activated carbon dosage, initial pH and other ion concentration on the removal of Cr (VI) ion using activated Pergularia Daemia carbon (APDC). In this experiments, different concentration of Cr (VI) ion solution (10-50 mg/L) and at different temperatures (30 - 60 °C) with known pH and known amount of adsorbent (0.025 g/L) were agitated at 120 rpm until the equilibrium was reached then the solution was kept to settle down and the residual concentration of Cr (VI) ion were analyzed by UV-Visible spectrophotometer at 540 nm. All experiments were carried out at normal pH for removal of Cr (VI) ion from aqueous solution. Effect of pH on Cr (VI) ion removal was studied over a pH range of 3.0-9.0 the initial pH of the solution was adjusted by addition of dil. HCl or dil. NaOH. The effect of activated carbon dosage on adsorption rate was investigated using the procedures described above except that different dosages (25–125 mg/50ml) were used. The amount of adsorption at time t, q_t (mg/g), can be determined and the percentage removal of Cr (VI) ion can be calculated using the formula in that order.

$$q_t = V \times ((C_0 - C_t) / w) \quad (1)$$

$$\% \text{ Removal} = ((C_0 - C_t) / C_0) \times 100 \quad (2)$$

Where, q_t is the mass of adsorbed Cr (VI) ion per unit mass of adsorbent (mg g⁻¹) (C₀) and (C_t) are the initial and actual concentration (g dm⁻³) of Cr (VI) ion at time, respectively V is the volume of the treated solution (ml), w is the mass of adsorbent (g).

Result and Discussion

Influence of contact time

To establish the equilibrium time [11] for maximum removal and to understand the kinetics of the adsorption process, the Cr (VI) ion adsorption in the APDC adsorbent was examined as a function of contact time with results were shown in Figure 1 and the equilibrium data are given in Table 1. The figure shows that the uptake rate was initially rapid with maximum of the adsorption was complete

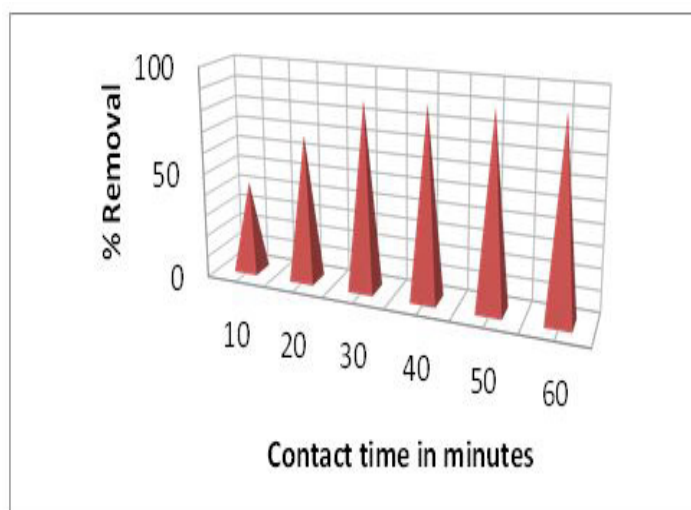


Figure 2: Effect of Contact Time on the Removal of Cr VI ion [Cr VI ion]=10 mg/L; Temperature 300C; Adsorbent dose=0.025g/50mL.

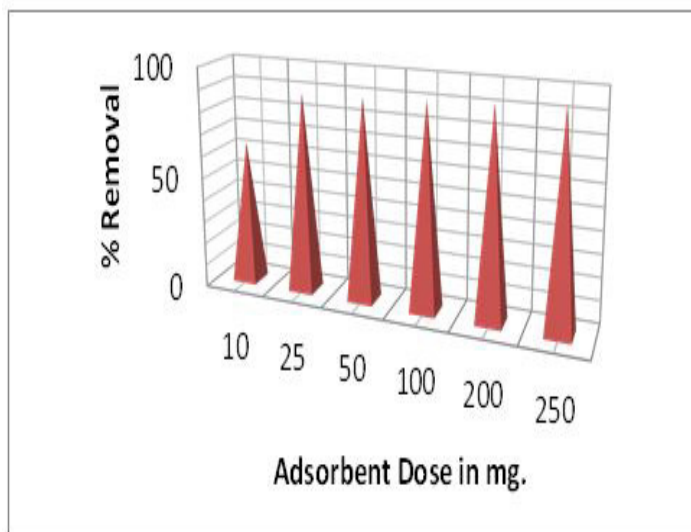


Figure 3: Effect of Adsorbent dose on the Removal of Cr VI ion [Cr VI ion]= 10mg/L; Temperature 300C; Contact Time 60 min.

Table 1: Equilibrium Parameters for the Adsorption of Chromium Vi Ion Onto Apdc.

C_0	Ce (Mg / L)				q_e (Mg / L)				Removal %			
	30°C	40°C	50°C	60°C	30°C	40°C	50°C	60°C	30°C	40°C	50°C	60°C
10	1.599	1.297	0.865	0.821	16.802	17.407	18.269	18.357	84.008	87.033	91.345	91.787
20	4.754	4.324	3.908	3.027	30.491	31.352	32.184	33.947	76.228	78.379	80.459	84.867
30	9.885	9.424	8.212	7.609	40.230	41.151	43.575	44.782	67.050	68.586	72.625	74.637
40	15.164	13.868	13.154	12.339	49.672	52.264	53.691	55.322	62.090	65.331	67.114	69.153
50	22.476	21.696	21.217	19.957	55.049	56.608	57.565	60.085	55.049	56.608	57.565	60.085

with in 30 min., equilibrium was achieved with in 50 min. therefore, an equilibration period of 60 min. was selected for all further experiments.

Influence of activated carbon dosage

The adsorption of the Cr (VI) ion on APDC was studied by varying the adsorbent dose [12-13] for 50 mg/L of Cr (VI) ion concentration. The percentage removal of Cr (VI) ions increased with increases in the APDC dose, which is attributed to increased carbon surface area and the availability of more adsorption sites. Hence, all studies were carried out with 0.025g of adsorbent/50 ml of the varying adsorbate solutions of 10, 25, 50, 100, 200 and 250 mg/L. The results obtained from this study are shown in Figure 2. The amount of Cr (VI) ion adsorbed per gram reduced with increase in the dosage of APDC. This reveals that the direct and equilibrium capacities of Cr (VI) ion are functions of the activated APDC dosage Figure 3.

Influence of initial pH

Adsorption process is highly pH dependent, because adsorbent surface has different functional groups which are responsible for interaction between Cr (VI) ion and

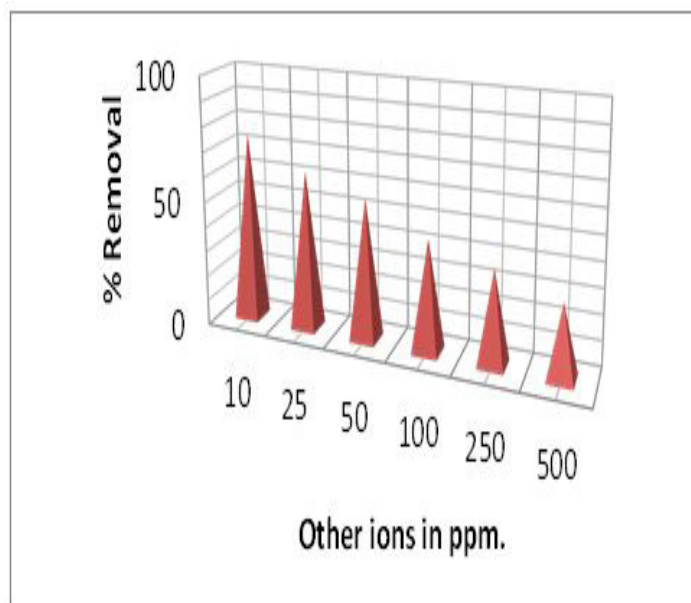


Figure 5: Effect of Other Ionic Strength on the Removal of Cr VI ion [Cr VI ion]=10 mg/L; Contact time=60 min.; Adsorbent dose=0.025g/50mL.

adsorbent, can be protonated or deprotonated to produce different surface charges in solution at different pH values. Therefore, the effects of initial solution pH were studied in the pH range of 3-9 for removal of Cr (VI) ion from aqueous solution. The percentage removal increased around 60 % to 93 % whereas it decreased slowly after pH 6.8 that is pH_{zpc} (Zero-point charge) shown in Figure 4. The pH_{zpc} of any adsorbent is a very important characteristic that determines the pH at which the surface has net electrical neutrality. It is well-known that for cationic Cr (VI) ion adsorption, negatively charged groups on the surface of adsorbent are necessary. At lower pH values (pH < pH_{zpc}) the surface charge of the surface of APDC may get positively charged as a result of being surrounded by H₃O⁺ ions and thus the competitive effects of H₃O⁺ ions as well as the electrostatic repulsion between the Cr (VI) ion and the positively charged active adsorption sites on the surface of the APDC lead to a decrease in the uptake of Cr (VI) ion. In contrast at higher pH values (pH > pH_{zpc}) the surface of APDC may acquire a negative charge leading to an increase in Cr (VI) ion uptake

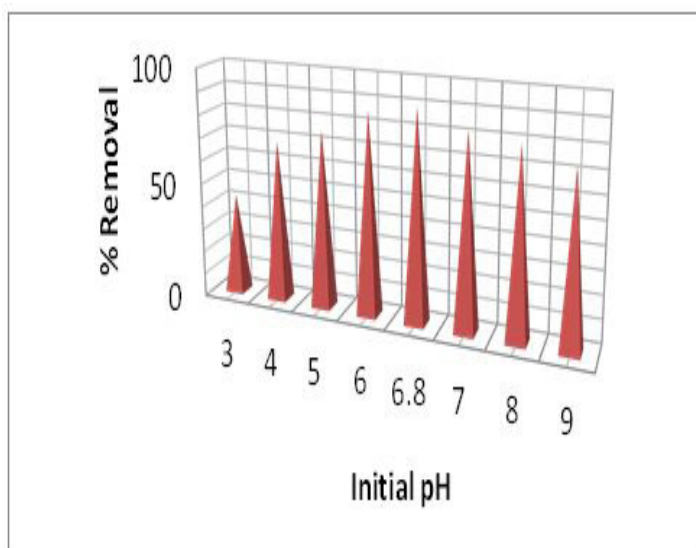


Figure 4: Effect of Initial pH on the Removal of Cr VI ion [Cr VI ion]=10mg/L; Temperature 300C; Adsorbent dose=0.025g/50mL.

due to the electrostatic force of attraction. On the other hand, neutral surface of adsorbent occur support for the maximum removal of Cr (VI) ion from aqueous solution, as the result initial pH value was optimized as pH 6.8.

Influence of other ions

The effect of chlorine ions [14-15] on the adsorption process studied at different concentrations. The ions added to 50mg/L of Cr (VI) ion solutions and the contents were agitated for 60 min at 30 oC. The results had shown in the Figure 5 reveals that low concentration of Cl⁻ does not affect the percentage of adsorption of Cr (VI) ion on ABCC, because the interaction of Cl⁻ at available sites of adsorbent through competitive adsorption is not so effective. While the concentration of other ion increases, the interference of these ions at available surface sites of the sorbent through competitive adsorption increases that, decreases the percentage adsorption. This is so because ions with smaller hydrated radii decrease the swelling pressure within the sorbent and increase the affinity of the sorbent for such ions.

Adsorption Models

The adsorption equilibrium data were further analyzed into two well-known isotherm models via Freundlich and Langmuir models.

Freundlich model: The Freundlich model [16] which is an indicative of surface heterogeneity of the adsorbent is described by the following equation.

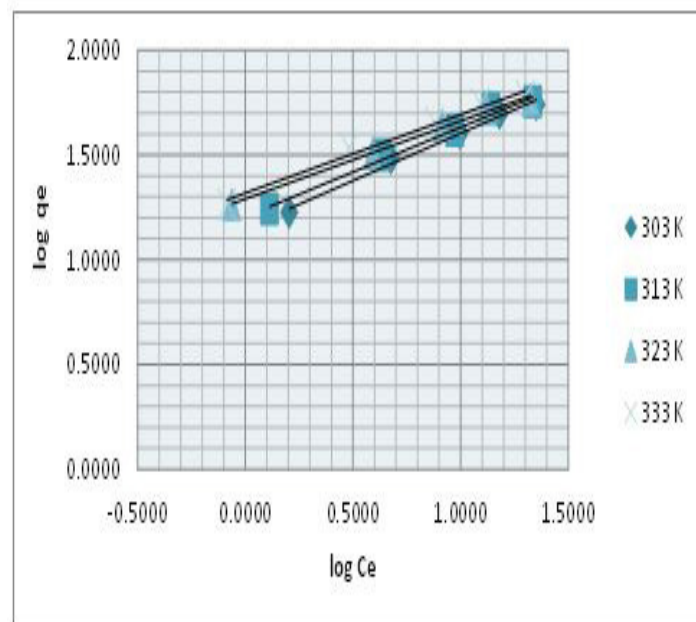


Figure 6: Freundlich Adsorption Isotherm for the Removal of Chromium VI ion.

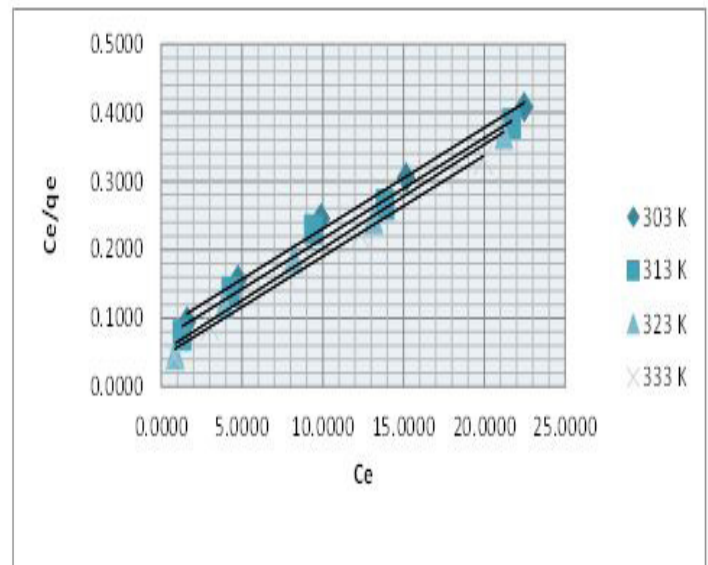


Figure 7: Langmuir Adsorption Isotherm for the Removal of Chromium VI ion.

$$\log q_e = \log K_f + 1/n_f \log C_e \quad (3)$$

Where, K_f and $1/n_f$ are Freundlich constants related with adsorption capacity and adsorption intensity respectively. The Freundlich plots drawn between $\log q_e$ and $\log C_e$ for the adsorption of Cr (VI) ion were shown Figure 6 and its make that correlation co-efficient (R^2) values amid 0.946 to 0.965, as a result temperature studied indicating that

Table 2: Langmuir And Freundlich Isotherm Parameter for the Adsorption of Chromium Vi Ion Onto Apdc.

Model	Constant	Temperature (°C)			
		30	40	50	60
Freundlich	K_f (mg/g) $(L/mg)^{1/n}$	14.166	16.039	19.482	20.792
	n_f	2.210	2.339	2.681	2.662
	R^2	0.990	0.990	0.993	0.985
Langmuir	q_m (mg/g)	67.900	68.178	66.002	67.967
	K_L (L/mg)	0.177	0.211	0.299	0.342
	R^2	0.992	0.987	0.990	0.993

Table 3: Dimensionless Separation Factor (R_l) for the Adsorption of Chromium Vi Ion Onto Apdc.

(C_0)	Temperature °C			
	30°C	40°C	50°C	60°C
10	0.3615	0.3216	0.2506	0.2264
20	0.2206	0.1916	0.1432	0.1276
30	0.1588	0.1365	0.1003	0.0889
40	0.1240	0.1060	0.0772	0.0682
50	0.1017	0.0866	0.0627	0.0553

Freundlich model was applicable to the present study these values listed in Table 2.

Langmuir model: The Langmuir adsorption isotherm [17,] equation which is valid for monolayer adsorption on to a surface is given below.

$$C_e/q_e = 1/(q_m K_L) + C_e/q_m \quad (4)$$

Where, q_e (mgg-1) is the amount adsorbed at the equilibrium concentration C_e (mol L-1), q_m (mgg-1) is the Langmuir constant representing the maximum monolayer adsorption capacity and K_L (L mol-1) is the Langmuir constant related to energy of adsorption. The plots drawn between C_e/q_e and C_e for the adsorption of Cr (VI) ion was found linear and its shown in Figure 7. The correction coefficient (R^2) values confirm good agreement our experimental results the values of the monolayer capacity (q_m) and equilibrium constant (K_L) have been evaluated from the intercept and slope of these plots and given in Table 2. These facts suggest that Cr (VI) ion is adsorbed in the form of monolayer coverage on the surface of the prepared adsorbent. In order to find out the feasibility of the isotherm, the essential characteristics of the Langmuir isotherm can be expressed in terms of dimensionless constant separation factor RL by the equation.

$$R_L = 1/(1 + K_L C_0) \quad (5)$$

Where, C_0 (mg/L) is the highest initial concentration of Cr (VI) ion and K_L (L/mg) is Langmuir isotherm constant. The parameter RL indicates the nature of shape of the isotherm accordingly.

$RL > 1$ -Unfavorable adsorption

$0 < RL < 1$ -Favorable adsorption

$RL = 0$ -Irreversible adsorption

$RL = 1$ -Linear adsorption

The RL values in the middle of 0 to 1 indicate favorable adsorption for all initial concentration (C_0) and temperatures studied. The calculated RL values are given in Table 3. The values of K_L were increased with increasing the dose of adsorbent for APDC. High K_L values indicate high adsorption affinity the monolayer saturation capacity q_m were around 68.616 mg/L for APDC.

Thermodynamic treatment of the adsorption process

Thermodynamic [18] parameters associated with the adsorption, via standard free energy change (ΔG°), standard enthalpy change (ΔH°), and standard entropy change (ΔS°)

were calculated as follows. The free energy of adsorption process considering the adsorption equilibrium constant K_0 is given by the equation:

$$\Delta G^\circ = -RT \ln K_0 \quad (6)$$

Where, ΔG° is the free energy of adsorption (kJ/mol), T is the temperature in Kelvin and R is the universal gas constant (8.314 J mol/K). The adsorption distribution coefficient K_0 for the sorption reaction was determined from the slope of the plot of $\ln(q_e/C_e)$ against C_e at different temperature. The adsorption distribution coefficient may be expressed in terms of enthalpy change (ΔH°) and entropy change (ΔS°) as a function of temperature,

$$\ln K_0 = \Delta S^\circ / R - \Delta H^\circ / RT \quad (7)$$

Where, ΔH° is the standard heat change of sorption (kJ/mol) and ΔS° is standard entropy change (kJ/mol). The value of ΔH° and ΔS° can be obtained from the slope and intercept of plot of $\ln K_0$ against $1/T$. The value of thermodynamic parameter calculated from equation 6 and 7 are shown in Table 4. The thermodynamic treatment of the sorption data indicates that ΔG° values were negative at all temperature. The results point out that physisorption is much more favorable for the adsorption of Cr (VI) ion. The positive values of ΔH° show the endothermic nature of adsorption and it governs the possibility of physical adsorption. Because in the case of physical adsorption, while increasing the temperature of the system, the extent of Cr (VI) ion adsorption increases, this rules out the possibility of chemisorptions. The low ΔH° value depicts Cr (VI) ion is physisorbed onto adsorbent APDC.

The negative ΔG° values were confirming the spontaneous nature of adsorption Cr (VI) ion onto APDC. The lesser values of ΔG° suggest that adsorption is physical adsorption process. The positive value of ΔH° further confirms the endothermic nature of adsorption process. The positive values of ΔS° in Table 4, showed increased randomness of the solid solution interface during the adsorption of Cr (VI) ion onto APDC.

Kinetic models

Table 4: Thermodynamic Parameter for the Adsorption of Chromium Vi Ion Onto Apdc.

(C_0)	ΔG°				ΔH°	ΔS°
	30°C	40°C	50°C	60°C		
10	-4178.751	-4954.489	-6328.257	-6682.572	-22.878	89.354
20	-2935.304	-3351.426	-3800.516	-4773.553	-15.030	58.947
30	-1789.723	-2031.900	-2620.172	-2988.188	-10.893	41.668
40	-1242.820	-1648.812	-1915.627	-2234.950	-8.589	32.544
50	-510.465	-691.889	-818.949	-1132.411	-5.498	19.767

Pseudo-second-order: In order to investigate the mechanism of adsorption kinetic models [19] are generally used to test experimental data. Pseudo-second-order equations can be used assuming that the measured concentrations are equal to surface concentrations. The linearized form of pseudo second order equation becomes.

$$t/q_t = 1/(k_2 q_e^2) + (1/q_e) t \quad (9)$$

Where, q_t (mg g⁻¹) is the amount of adsorbed Cr (VI) ion on the adsorbent at time t , q_e the equilibrium sorption uptake and k_2 , (min⁻¹) is the rate constant of pseudo-second-order adsorption. The plot t/q_t versus t gives a straight line says second order kinetic model is applicable then q_e and k_2 are determined from the slope and intercept of the plot, respectively. The high regression value indicates the adsorption reaction exist a pseudo-second-order and these values shown Table 5.

The Elovich equation: The Elovich model [20] equation is generally expressed as

$$q_t = 1/\beta \ln(\alpha\beta) + 1/\beta \ln t \quad (8)$$

Where α is the initial adsorption rate (mg g⁻¹ min⁻¹) and β is desorption constant (g/mg) during any one experiment. If Cr (VI) ion adsorption fits with the Elovich model, a plot of q_t Vs $\ln(t)$ yields a linear relationship with a slope of $(1/\beta)$ and an intercept of $(1/\beta) \ln(\alpha\beta)$. The Elovich model parameters α , β , and correlation coefficient (R^2) are summarized in Table 5. This model indicates that the initial

adsorption (α) increases with temperature similar to that of initial adsorption rate (h) in pseudo-second-order kinetics models. This may be due to increase the pore or active site on the APDC adsorbent.

Intra-particle diffusion model: Kinetic data was further analyzed using the intra-particle diffusion model [21] based on the following equation.

$$\log R = \log K_{id} + \alpha \log t \quad (9)$$

Where, k_{id} is the intra-particle diffusion rate constant and its related to the thickness of the boundary layer. According to above equation a plot of $\log R$ versus $\log t$ gives a straight line that's says the adsorption mechanism follows the intra-particle diffusion process and the evidence of correlation co-efficient values are close to unity.

Conclusion

This study is revealed that the new alternative adsorbents for heavy metal ions removal in industrial wastewater due to its efficacy of Cr (VI) ions removal from aqueous solution. The adsorption of Cr (VI) ion onto APDC was to be highly dependent on the contact time, pH, adsorbent dosage, and other ionic strength. The adsorption data was fitted well by pseudo-second order, Elovich model, and intra particle diffusion models that are indicating chemical reaction is involved in the adsorption process. The adsorption process was found to be controlled by three steps of diffusion mechanisms. The isotherm equilibrium

Table 5: The Kinetic Parameters for Adsorption of Chromium Vi Ion Onto Apdc.

C_0	Temp °C	Pseudo second order				Elovich model			Intraparticle diffusion		
		q_e	k_2	R^2	h	α	β	R^2	K_{id}	α	R^2
10	30	21.1459	2.64E-03	0.9792	1.1785	2.8E+00	2.24E-01	0.9592	20.4680	0.3381	0.9830
	40	20.2725	4.22E-03	0.9885	1.7339	6.6E+00	2.77E-01	0.9592	30.6956	0.2488	0.9778
	50	19.8021	8.24E-03	0.9959	3.2327	6.9E+01	4.15E-01	0.9592	49.2065	0.1472	0.9709
	60	19.7844	8.88E-03	0.9964	3.4777	1.0E+02	4.37E-01	0.9592	5.5326	0.1381	0.9702
20	30	39.8707	1.10E-03	0.9429	1.7560	4.0E+00	1.16E-01	0.9058	15.6093	0.3735	0.9483
	40	39.4354	1.35E-03	0.9652	2.1024	5.1E+00	1.21E-01	0.9288	18.8601	0.3373	0.9625
	50	39.3946	1.67E-03	0.9849	2.5912	7.1E+00	1.27E-01	0.9601	22.8798	0.3022	0.9789
	60	39.5508	2.07E-03	0.9834	3.2352	1.2E+01	1.40E-01	0.9431	4.3213	0.2539	0.9669
30	30	48.4906	1.23E-03	0.9389	2.8885	8.9E+00	1.08E-01	0.8280	19.2621	0.2871	0.8704
	40	49.5874	1.58E-03	0.9868	3.8875	1.2E+01	1.06E-01	0.9402	22.4080	0.2732	0.9525
	50	53.8395	1.27E-03	0.9900	3.6956	9.6E+00	9.11E-02	0.9677	20.6623	0.3080	0.9783
	60	51.7142	2.12E-03	0.9998	5.6678	2.0E+01	1.07E-01	0.9889	4.2529	0.2446	0.9801
40	30	60.5268	1.36E-03	0.9973	4.9643	1.2E+01	7.88E-02	0.9734	18.0909	0.3111	0.9632
	40	63.0741	1.30E-03	0.9999	5.1659	1.3E+01	7.73E-02	0.9905	19.4153	0.3028	0.9787
	50	63.7287	1.45E-03	0.9996	5.8782	1.6E+01	7.92E-02	0.9820	21.6521	0.2836	0.9689
	60	65.2075	1.48E-03	0.9996	6.3027	1.8E+01	7.92E-02	0.9835	3.9237	0.2728	0.9721
50	30	69.6827	6.68E-04	0.9168	3.2441	7.6E+00	6.72E-02	0.8589	11.8384	0.3571	0.9122
	40	71.4009	6.69E-04	0.9235	3.4086	8.2E+00	6.62E-02	0.8635	12.5431	0.3504	0.9152
	50	70.4455	7.77E-04	0.9343	3.8541	1.0E+01	7.01E-02	0.8563	14.5990	0.3180	0.9048
	60	73.9743	7.02E-04	0.9206	3.8398	9.7E+00	6.55E-02	0.8425	3.1882	0.3297	0.8946

Citation: Aravinthavathani¹, Arivoli S^{1*} and Hema M². Removal of Chromium Ions from Aqueous Solution Using Activated Pergularia Daemia Carbon by Batch Adsorption Method Op Acc J Bio Sci & Res 11(4),2022

data fitted well with Langmuir isotherm model and the monolayer adsorption capacity was found to be 68.178 mg/g. Thermodynamic parameters are the negative values of ΔG^0 indicated the spontaneity of Cr (VI) ion adsorption process and the positive values of ΔH^0 and ΔS^0 showed the endothermic nature. This study proved that it's possible to remove Cr (VI) ion from aqueous solution using Pergularia Daemia stem carbon.

References:

1. Arivoli S, Hema M, Parthasarathy M, Manju N (2010) Adsorption dynamics of methylene blue by acid activated carbon. *J Chem Pharm Res* 2(5): 626-641.
2. Arivoli S, Viji Jain M, Rajachandrasekar T (2006) Cobalt Adsorption on a Low Cost Carbon–Kinetic, Equilibrium and Mechanistic Studies, *Mat. Sci. Res. India* 3: 241–250.
3. Rathinam Aravindhan, Jonnalagadda Raghava Rao, Balachandran Unni Nair. Removal of basic yellow dye from aqueous solution by sorption on Green alga *Caulerpa scalpelliformis*, *Journal of Hazardous Materials*, 142(1-2), 68-76 (2006).
4. Arivoli S, Hema M (2009) Methylene Blue adsorption by activated carbon: Kinetic and equilibrium studies, *Indian Journal of Chemical Technology* 16(1): 38-45.
5. Arivoli S, Vijayakumaran V, Ramuthai S (2009) Adsorption of nickel ion by low cost carbon-kinetic, thermodynamic and equilibrium studies, *E-Journal of Chemistry* 6 (S1): S347-S357.
6. Bulut E, Ozacar M, Sengil IA (2008) Adsorption of malachite green onto bentonite: Equilibrium and kinetic studies and process design, *Microporous Mesoporous Mater.* 115: 234-246.
7. Kumar KV (2006) Comments on Adsorption of acid dye onto organobentonite, *J. Hazard. Mater*, B 137: 638-639.
8. Arivoli S, Hema M (2007) Comparative study on the adsorption kinetics and thermodynamics of dyes onto acid activated low cost carbon. *Intern J Phys Sci* 2: 10–17.
9. Arivoli S, Venkatraman BR, Rajachandrasekar T, Hema M (2007) Adsorption of ferrous ion from aqueous solution by low cost activated carbon obtained from natural plant material, *Res J Chem Environ* 17: 70-78.
10. Arivoli S, Kalpana K, Sudha R, Rajachandrasekar T (2007) Comparative study on the adsorption kinetics and thermodynamics of metal ions onto acid activated low-cost carbon, *E J Chem* 4: 238–254.
11. Şerife P, Erol P (2019) Comparative study of Cr (VI) removal by bio-waste adsorbents: equilibrium, kinetics, and thermodynamic. *J Anal Sci Technol* 10: 15.
12. Ajmani A, Shahnaz T, Narayanan S, Narayanasamy S (2019) Equilibrium, kinetics and thermodynamics of hexavalent chromium biosorption on pristine and zinc chloride activated *Senna siamea* seed pods. *Chem Ecol* 35(4): 379–396.
13. Ajmani A, Shahnaz T, Subbiah S, Narayanasamy S (2019) Hexavalent chromium adsorption on virgin, biochar, and chemically modified carbons prepared from *Phanera vahlii* fruit biomass: equilibrium, kinetics, and thermodynamics approach. *Environ Sci Pollut Res* 26: 32137–32150.
14. Arshadi M, Amiri M, Mousavi S (2014) Kinetic, equilibrium and thermodynamic investigations of Ni(II), Cd(II), Cu(II) and Co(II) adsorption on barley straw ash. *Water Resour Ind* 6: 1–17.
15. Dagmawi M, Mekibib D (2013) Chromium removal from modjo tannery wastewater using moringa stenopetala seed powder as an adsorbent. *Water, Air, & Soil Pollut* 224(12): 1–10.
16. Eliku T, Leta S (2018) Spatial and seasonal variation in physicochemical parameters and heavy metals in Awash River, Ethiopia. *Appl Water Sci* 8: 177.
17. Garg UK, Kaur MP, Garg VK, Sud D (2007) Removal of hexavalent chromium from aqueous solution by agricultural waste biomass. *Hazard Mater* 140: 60–68.
18. Ghoneim M, El-Desoky H, El-Moselhy K, Amer A, ElNaga E, et al. (2014) Removal of cadmium from aqueous solution using marie green algae, *Ulvalactuca Egypt*. *J Aquat Res* 40: 235–242.
19. Pranay AR, Anup C, Yogesh M (2015) Various techniques for the removal of Chromium and lead from waste water: review. *Int J Emerg Trends Eng Basic Sci (IJEEBS)* 2(2): 64–67.
20. Rahman MS, Sathasivam KV (2015) Heavy metal adsorption onto *Kappaphycus* sp. from aqueous solutions: the use of error functions for validation of isotherm and kinetics models. *Hindawi Publishing Corporation, BioMed Research International* p. 1–13.
21. Rangabhashiyam S, Selvaraju N (2015) Adsorptive remediation of hexavalent chromium from synthetic wastewater by a natural and ZnCl₂ activated *Sterculia guttata* shell. *J Mol Liq* 207: 39–49.